

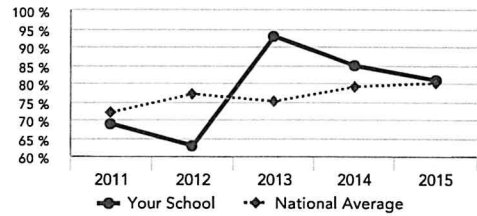
Subjects

KS2 subject performance 2015

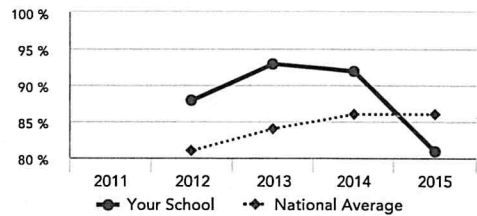
	Actual results			Pupil progress		
	2013	2014	2015	2013	2014	2015
Number of pupils / % matched	14	13	16	100%	100%	94%
<b>Reading</b>						
Level 4+	93%	85%	94%	+1%	-10%	+2%
<b>Level 4B+</b>	93%	85%	81%	+12%	-1%	-3%
Level 5+	50%	46%	44%	+5%	-10%	-4%
Average Level	4A	4A	4A	+0.1	-0.1	-0.0
Average Point Score	29.6	29.0	28.8	+0.8	-0.5	-0.2
% 2 levels progress	93%	77%	93%	+3%	-16%	-1%
% 3 levels progress	29%	31%	47%	-1%	-4%	-2%
<b>Writing</b>						
<b>Level 4+</b>	93%	92%	81%	+3%	-0%	-8%
Level 5+	29%	31%	31%	-1%	-5%	-4%
Average Level	4	4	4	+0.0	-0.0	-0.1
Average Point Score	28.3	28.4	27.8	+0.1	-0.2	-0.6
% 2 levels progress	93%	92%	100%	+1%	-5%	+3%
% 3 levels progress	29%	46%	33%	+3%	+2%	-15%
<b>Maths</b>						
Level 4+	79%	92%	88%	-13%	+2%	-5%
<b>Level 4B+</b>	57%	69%	69%	-22%	-12%	-8%
Level 5+	21%	38%	19%	-17%	-6%	-21%
Average Level	4B	4A	4A	-0.4	-0.1	↑ -0.1
Average Point Score	26.4	28.4	28.1	-2.6	-0.8	↑ -0.8
% 2 levels progress	79%	100%	93%	-11%	+6%	+0%
% 3 levels progress	7%	38%	20%	-22%	-10%	-20%
<b>Science</b>						
<b>Level 4+</b>	93%	92%	88%	-1%	-3%	-5%
Level 5+	21%	38%	25%	-15%	-6%	-14%
Average Level	4	4	4	-0.1	-0.1	-0.1
Average Point Score	27.9	28.8	27.8	-0.8	-0.3	-0.8

Actual results over time

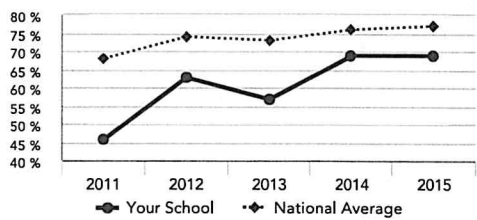
Level 4B+ Reading



Level 4+ Writing



Level 4B+ Maths



Level 4+ Science

